

ORDINANCE NO. 2269

AN ORDINANCE relating to levying the property taxes of certain districts of King County for the year 1975, amending Ordinance No. 2211, Sections 1 and 2, and declaring an emergency.

BE IT ORDAINED BY THE COUNCIL OF KING COUNTY:

SECTION 1. Ordinance No. 2211, Section 1, is hereby amended to read as follows: The County Assessor of King County has certified to the County Council that the assessed valuation of the County of King as finally equalized amounts to \$15,103,969,700 and as adjusted for exemptions provided for in the Laws of Washington Ch. 182, Laws of 1974, First Extraordinary Session and for (20% only of watercraft) is \$15,036,179,622. The King County Assessor has also reviewed the individual levy amounts fixed in Section 2, below, for computational accuracy.

SECTION 2. Ordinance No. 2211, Section 2, is hereby amended to read as follows: The Council of King County, Washington, finds that the amounts of the levies necessary to raise the amounts of the estimated expenditures as so finally determined for the year 1975, less the total of estimated revenues from sources other than taxation, including available surplus, and such expenditures as are to be met from bond warrant issues, be and the same are hereby fixed as follows:

TAX LEVY - 1975

<u>FUND</u>	<u>TAX</u>
(County:)	
((King-County	\$2770657123720))
((King-County-Road-District	976997329768))
((G.O-Bonds---Veter-Approved	117511757000))
((Stadium-Bonds---Veter-Approved	27654782500))
((TOTAL-COUNTY-FUNDS))	(46507930784700))

1 State of Washington ((5777097010-85)) \$57,710,593.11

2 County:

3 Current Expense \$18,406,766.00

4 Public Health Pooling 1,503,618.00

5 Tuberculosis Control 939,761.00

6 Tuberculosis Hospital 939,761.00

7 Mental Health/Retardation 375,904.00

8 Veterans' Aid 187,952.00

9 River Improvement 917,861.00

10 Inter-County River Improvement 30,000.00

11 Bond Redemption - Limited 2,757,829.00

12 Solid Waste 1,005,675.00

13 _____

14 TOTAL \$27,065,127.00

15 _____

16 Road District \$ 8,107,020.00

17 Current Expense 1,592,310.00

18 _____

19 Unlimited Bonds

20 Gen. Obligation Bonds-Voter Approved 11,741,572.00

21 Stadium Bonds - Voter Approved 2,210,826.00

22 _____

23 TOTAL COUNTY FUNDS \$50,716,855.00

24 _____

25 _____

26 _____

27 _____

28 _____

29 _____

30 _____

31 _____

32 _____

33 _____

1	<u>FUND</u>	<u>TAX</u>	
2	PORT OF SEATTLE	((9,450,000.00))	<u>\$ 9,422,854.18</u>
3			
4	CITIES AND TOWNS:		
5	Seattle	((33,370,841.62))	<u>\$33,337,878.57</u>
6	Algona	38,951.73	
7	Auburn	((1,792,571.57))	<u>1,362,750.53</u>
8	Beaux Arts	9,464.99	
9	Bellevue	((3,222,265.00))	<u>3,223,370.97</u>
10	Black Diamond	15,133.12	
11	Bothell	((1,937,020.12))	<u>202,060.00</u>
12	Carnation	((1,720.00))	<u>11,279.34</u>
13	Clyde Hill	121,346.77	
14	Des Moines	149,590.00	
15	Duvall	21,744.00	
16	Enumclaw	152,286.27	
17	Hunts Point	26,233.50	
18	Issaquah	178,191.51	
19	Kent	1,751,394.41	
20	Kirkland	((764,439.09))	<u>635,723.29</u>
21	Lake Forest Park	142,128.00	
22	Medina	144,043.00	
23	Mercer Island	923,961.00	
24	Milton	((555.00))	<u>518.74</u>
25	Normandy Park	142,478.63	
26	North Bend	((1,267,044.75))	<u>107,725.23</u>
27	Pacific	((62,000.00))	<u>59,179.54</u>
28	Redmond	702,323.56	
29	Renton	2,339,323.00	
30	Snoqualmie	((61,376.80))	<u>64,376.80</u>
31	Tukwila	782,011.26	
32	Yarrow Point	38,377.55	
33	<u>Skykomish</u>		<u>5,357.00</u>
34			
35	TOTAL CITIES & TOWNS	((47,405,971.90))	<u>\$46,689,202.31</u>
36	WATER DISTRICTS:		
37	No. 54	\$ 13,350.00	
38	No. 68	52,369.50	
39	No. 79	7,641.95	
40	No. 87	1,118.75	
41	No.107	3,450.00	
42	No.122	2,250.00	
43			
44	TOTAL WATER DISTRICTS	\$ 80,180.20	

	<u>FUND</u>	<u>TAX</u>	
1			
2	FIRE DISTRICTS:		
	1	\$279,831.00	
3	2	259,779.00	
	4	((494,975.13))	\$466,883.27
4	5	30,753.08	
	10	174,428.00	<u>161,064.00</u>
5	11	420,127.03	
	13	94,000.00	
6	14	68,283.00	
	16	133,339.41	
7	17	10,401.89	
	<u>18</u>		<u>28,069.02</u>
8	20	96,516.66	
	23	49,727.00	
9	24	((967,699.00))	<u>95,997.77</u>
	25	218,182.72	
10	26	70,891.57	
	27	19,030.85	
11	28	51,269.00	
	30	105,359.09	
12	31	5,116.52	
	34	66,141.00	
13	35	17,574.00	
	36	70,501.00	
14	37	169,610.00	
	<u>38</u>		<u>21,887.45</u>
15	39	((441,476.00))	<u>441,128.85</u>
	40	((195,217.00))	<u>193,535.38</u>
16	41	270,302.00	
	42	33,399.24	
17	43	365,713.72	
	44	90,773.68	
18	45	22,491.10	
	46	23,346.39	
19	47	3,116.73	
20	<u>49</u>		<u>5,677.54</u>
21	TOTAL FIRE DISTRICTS ((\$ 4,448,371.81)) <u>\$4,459,819.96</u>		
22	SEWER DISTRICTS:		
	Des Moines	\$ 3,500.00	
23	Mercer Island	<u>10,000.00</u>	
24	TOTAL SEWER DISTRICTS <u>\$ 13,500.00</u>		
25			
26			
27			
28			
29			
30			
31			
32			
33			

FUND

TAX

MISCELLANEOUS:

Rural Library		\$ 2,706,022.64
Hospital District No. 1		535,249.11
Hospital District No. 2		336,773.00
Hospital District No. 4	((137,339.35))	46,987.85
((Cumberland-Flood-Zone))	((5,395.19))	

TOTAL MISCELLANEOUS ((637,207,779.29)) \$ 3,625,032.60

GRAND TOTAL(WITHOUT SCHOOLS)((173,758,661.93)) \$172,718,037.36

SCHOOLS (ATTACHMENT 1) ((159,031,956.00)) \$158,031,956.00

GRAND TOTAL ((632,790,617.93)) \$330,749,993.36

SECTION 3. The County Council finds as a fact and declares that an emergency exists and that this ordinance is necessary for the immediate preservation of public peace, health or safety or for the support of county government and its existing public institutions.

INTRODUCED AND READ for the first time this 16th day of December, 1974.

PASSED this 30th day of December, 1974.

KING COUNTY COUNCIL
KING COUNTY, WASHINGTON

Thomas M. Forsythe
Chairman

THOMAS M. FORSYTHE

ATTEST:

Dorothy B. Quinn
Clerk of the Council

APPROVED this 8th day of January, 1975.

Stanley D. Johnson
King County Executive

(Full Certification) TAX LEVIES and RATES for KING COUNTY SCHOOL DISTRICTS (Values 1974), (Collected 1975) CERTIFICATION (C18-74)
 (Data Sources) = TAX LEVIES from "attached" (C58-74) CERTIFICATIONS of (20) Constituent Local School Districts
 (Data Source) = ASSESSED VALUATIONS (100% Basis) (Including 100% TIMBER ROLL) - From: Column (Z-26) of Release (R 15(2-2)74) Run (10-15-74).

Form (10-29-74)
 File=(TL-FC)

Name	(Class) (No)	"SPECIAL" (EXCESS) ADJUSTED (A.V.)	(Rate)	GENERAL FUND "Certified" (Levy)	"Roll-back" (Levy)	"Passed" (Levy)	(Special) (Levy) (Election)	BUILDING FUND (Levy)	REDEVELOPMENT FUND (Levy)	TOTAL (Rate)	TOTAL (Levies)	
	(Z-26)	(1)	(2)	(3)	(4)	(Dates)	(5)	(6)	(7)	(8)	(9)	(10)
Black Diamond	(2)190	14,257,338	6.17	87,838	---	4-2-74	---	---	1.29	18,371	7.46	106,209
Lester	(3)195	22,174,000	---	---	---	---	---	---	---	---	---	---
Washington Island	(2)402	98,260,380	7.62	748,500	(200,000)	4-9-74	---	---	1.47	144,261	9.09	892,761
Skykomish	(2)404	17,540,092	3.71	65,000	---	2-5-74	---	---	1.00	70,646	3.71	65,000
Lower Snoqualmie	(2)407	70,646,099	4.14	291,900	---	2-5-74	---	---	2.34	265,465	5.14	362,546
Tahoma	(2)410	113,546,123	---	---	---	---	---	---	74	130,000	2.34	265,465
Snoqualmie Valley	(2)410	177,161,257	5.62	995,000	(85,000)	4-2-74	---	---	2.20	14,715	12.04	30,767
Pierce-417(King)	(K)888	6,717,859	9.94	66,052	---	2-5-74	---	---	2.20	153,621	*12.04	*843,180
Pierce-417(Pierce)	(P)888	70,132,117	*9.84	*689,559	---	2-5-74	---	---	*2.20	*168,336	*12.04	*923,947
File-417(Joinr)	(1)888	*76,849,975	*9.84	*755,611	---	2-5-74	---	---	*2.20	*168,336	*12.04	*923,947
File-417(Joinr)	(2)21	520,303,147	(37.10)	2,254,290	(285,000)	---	---	---	(9.04)	643,458	(46.14)	2,697,748
SUB-TOTALS	(2)T	457,512,430	---	---	---	---	---	---	1.93	882,352	1.93	882,352
Federal Way	(1)210	174,473,290	6.04	1,054,000	---	2-5-74	---	---	.94	163,684	6.98	1,217,684
Merced Island	(1)400	292,505,837	9.47	2,770,000	(74,000)	2-5-74	---	---	1.27	368,994	11.29	3,298,994
Highline	(1)403	955,209,663	14.56	13,900,000	---	2-5-74	---	---	3.60	3,624,433	12.91	13,003,374
Renton	(1)401	1,008,400,711	9.31	9,378,941	(474,000)	3-26-74	---	---	2.48	3,174,400	14.90	19,074,400
Delleve	(1)405	1,280,350,705	12.42	15,900,000	---	2-5-74	---	---	.48	101,687	6.50	1,365,010
South Central	(1)406	209,992,591	6.02	1,263,323	---	2-5-74	---	---	1.00	426,402	11.94	5,089,402
Auburn	(1)408	426,401,461	10.94	4,663,000	---	2-5-74	---	---	2.08	666,020	15.40	4,938,620
Issaquah	(1)411	320,860,296	13.32	4,272,600	---	4-30-74	---	---	2.78	1,644,893	14.44	8,542,893
Shoreline	(1)412	591,731,369	11.66	6,898,000	---	2-5-74	---	---	2.46	1,850,000	12.02	9,054,736
Lake Washington	(1)414	754,257,593	9.56	7,204,736	---	2-5-74	---	---	1.24	871,239	9.59	7,021,239
Kent	(1)415	703,206,440	8.75	6,150,000	---	2-5-74	---	---	2.86	890,363	14.91	4,645,952
Northshore(KING)	(K)417	311,812,628	12.05	3,755,584	---	2-26-74	---	---	*2.86	*293,839	*14.91	*1,533,255
Northshore(SNOH.)	(S)417	*102,904,275	*12.05	*1,239,416	---	2-26-74	---	---	*2.86	*184,207	*14.91	*6,179,207
Northshore(Joinr)	(J)417	*414,716,903	*12.05	*4,995,000	---	2-26-74	---	---	*2.86	*1,842,207	*14.91	*6,179,207
SUB-TOTALS	(X)T	8,007,018,161	(161.20)	79,464,474	(833,000)	---	---	---	(.55)	160,000	(33.57)	16,650,530
SEATTLE	(1)001	6,751,722,689	8.30	55,994,316	---	2-5-74	---	---	1.01	6,762,236	9.31	62,756,552
KING COUNTY	(K)T	14,758,740,850	(169.50)	135,458,790	(833,000)	---	---	---	(.55)	160,000	(34.58)	23,413,166

These TAX LEVIES are herewith CERTIFIED TO THE KING COUNTY COUNCIL THIS 30th DAY OF OCTOBER (1974) AT SEATTLE

BY *Robert J. Mearns* SUPERINTENDENT, INTERMEDIATE SCHOOL DISTRICT NO. 110.

INTERMEDIATE SCHOOL DISTRICT NO. 110, 100 Crockett Street, Seattle, WA 98109 Wilson/Arthurs (T=D-I-S) CERTIFICATION (C18-74) Run (10-29-74)

Reduced by \$1,000,000.00 by resolution 1974-22 of Seattle School District No. 1 Board of Directors (Attached)

WHEREAS, the 1974-1975 Final Budget for the Bond Interest and Redemption Fund included provision for the first payment of interest for a proposed Building Fund Bond Issue of Thirty-five Million, Three Hundred Thousand Dollars (\$35,300,000) to be submitted to the electorate on November 5, 1974, and


WHEREAS, the Board of Directors of Seattle School District No. 1 requested the County Council of King County, Washington, to levy sufficient taxes to meet existing disbursement requirements and the additional disbursement requirements of the proposed Building Fund Bond Issue, and


WHEREAS, the proposed Building Fund Bond Issue was not approved by the electorate, and

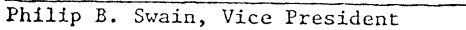
WHEREAS, the Board of Directors of Seattle School District No. 1 is unable to resubmit a proposed bond issue in time to require interest payments during the 1975 tax year,

THEREFORE, BE IT RESOLVED, that the County Council of King County, Washington, be, and they are hereby notified, that the amount to be levied for collection during 1975 by Seattle School District No. 1 for bond interest and bond redemption during the fiscal year 1974-1975 be reduced by One Million Dollars (\$1,000,000) from the sum of Six Million Seven Hundred Sixty-two Thousand, Two Hundred Thirty-six Dollars (\$6,762,236), to the sum of Five Million, Seven Hundred Sixty-two Thousand, Two Hundred Thirty-six Dollars (\$5,762,236), or a tax of approximately Eighty-five Cents (\$.85) per thousand dollars of assessed valuation based on a current estimated assessed valuation provided by Intermediate School District No. 110 of Six Billion, Seven Hundred Fifty-one Million, Seven Hundred Twenty-two Thousand, Six Hundred Eighty-nine Dollars (\$6,751,722,689).

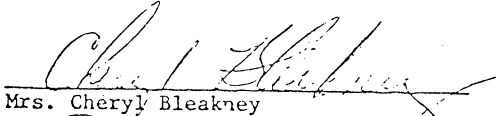
Adopted this eleventh day of December, 1974.



Richard J. Alexander, President



Carsten Lien



Philip B. Swain, Vice President


Donald A. Olson


Mrs. Cheryl Bleakney


Mrs. Patt Sutton


Carver C. Gayton


ATTEST: J. Loren Troxel
Secretary of the Board of Directors
of Seattle School District No. 1 of
King County, Washington

DEC 11 1974